


February 15, 2018

MARLYN V. BALAZON
Supervising Auditor
Commission on Audit
Philippine Postal Corporation



SUBJECT : FINANCIAL STATEMENTS CY 2017

Dear Ms. Balazon:

Respectfully submitting herewith the following Financial Statements for CY 2017 with comparative figures from CY 2016:

1. Consolidated Statement of Financial Position;
2. Consolidated Statement of Comprehensive Income;
3. Consolidated Statement of Changes in Net Assets / Equity
4. Consolidated Trial Balance;

We hope that you find the above in order.

Truly yours,


GELARINO B. PEDRO
Chief, Bookkeeping Division



PHILIPPINE POSTAL CORPORATION
STATEMENT OF FINANCIAL POSITION

As of December 31, 2017

(With comparative figures as of December 31, 2016)

(In Philippine Peso)

	2017	2016
ASSETS		
Current Assets		
Cash and cash equivalents	3,099,972,612	2,310,605,826
Trade and other receivables, net	2,231,102,841	2,498,564,366
Inventories	181,108,041	975,359,511
Prepaid expenses and Other current assets	122,563,685	83,404,561
Deferred charges	143,816,030	111,125,996
Total Current Assets	5,778,563,208	5,979,060,260
Noncurrent Assets		
Investments	474,763,325	476,302,147
Property and equipment	3,855,117,491	4,130,638,499
Other noncurrent assets	786,626,006	1,050,637,818
Total Noncurrent Assets	5,116,506,822	5,657,578,463
TOTAL ASSETS	10,895,070,031	11,636,638,723
LIABILITIES AND EQUITY		
Current Liabilities		
Trade and other payables	3,725,936,141	4,394,838,461
Deferred credits	793,230,987	953,462,155
Other current liabilities	890,973,515	706,741,375
Total Current Liabilities	5,410,140,643	6,055,041,991
Noncurrent Liabilities		
Loans payable - Domestic	6,365,647	51,744,281
Other Longterm Liabilities	172,006,996	260,463,131
Total Noncurrent Liabilities	178,372,643	312,207,413
TOTAL LIABILITIES	5,588,513,286	6,367,249,404
EQUITY	5,306,556,745	5,269,389,319
TOTAL LIABILITIES AND EQUITY	10,895,070,031	11,636,638,723


MARIETTA B. BERTILLO
Manager, Accounting Department


JOEL L. OTARRA
Postmaster General and CEO



PHILIPPINE POSTAL CORPORATION
STATEMENT OF FINANCIAL PERFORMANCE

For the month Year December 31, 2017
(With comparative figures for the month ended December 31, 2016)
(In Philippine Peso)

	2017	2016
REVENUE		
Mail services	2,762,774,041	2,799,134,113
Postal payment services	582,404,382	469,278,808
Logistics Services	64,336,153	141,210,121
Retail Services	62,593,352	55,185,439
Other Income	52,742,202	50,751,548
	3,524,850,141	3,515,560,030
OPERATING EXPENSES		
Cost of Goods Sold	9,437,483	8,621,433
Personal services	1,833,121,836	1,908,962,192
Maintenance and other operating services	1,001,790,353	839,483,391
International mail exchange expenses	326,637,613	494,211,896
	3,170,987,286	3,251,278,913
INCOME FROM OPERATIONS	353,862,856	264,281,117
OTHER INCOME/(EXPENSES)		
Gain/Loss On Foreign Exchange (Forex)	(479,468)	20,980,922
Gain/Loss On Sale Or Disposal Of Assets	(43,888)	345,807
Interest Income	6,625,759	5,843,835
Miscellaneous income	5,236,126	2,635,584
Depreciation	(99,869,306)	(98,670,986)
Valuation allowances	(1,934,250)	(21,032,819)
Other expenses	(165,424,982)	(123,928,159)
	(255,890,010)	(213,825,815)
FINANCE COST		
Interest expense	(19,966,403)	(30,711,604)
Bank Charges	(215,276)	(79,592)
	(20,181,679)	(30,791,195)
PROFIT BEFORE INCOME TAX	77,791,166	19,664,106
Provision for income tax	(40,035,123)	(5,899,232)
PROFIT BEFORE SUBSIDY	37,756,043	13,764,874
Subsidy Income from National Govt	536,537,000	301,000,000
Subsidy Income From Non-Shareholders'	2,000	159,166
	536,539,000	301,159,166
NET INCOME / (LOSS)	574,295,043	314,924,041


MARIETTA B. BERTILLO
Manager, Accounting Department


JOEL L. OTARRA
Postmaster General and CEO




PHILIPPINE POSTAL CORPORATION
STATEMENT OF CHANGES NET ASSETS / EQUITY

As of December 31, 2017

(With comparative figures as of December 31, 2016)

(In Philippine Peso)

	2017	2016
PAID UP CAPITAL		
Balance at beginning of the year	3,433,260,898	3,433,260,898
Additions/(Deductions)	262,952,271	-
Balance at end of the year	3,696,213,169	3,433,260,898
REVALUATION SURPLUS		
Balance at beginning of the year	1,575,207,120	1,575,207,120
Additions	-	-
Balance at end of the year	1,575,207,120	1,575,207,120
DONATED CAPITAL		
Balance at beginning of the year	217,100	217,100
(Deductions)	(17,100)	-
Balance at end of the year	200,000	217,100
APPRAISAL CAPITAL		
Balance at beginning of the year	421,161,575	448,918,295
Additions/(Deductions)	-	(27,756,720)
Balance at end of the year	421,161,575	421,161,575
DEFICIT		
Balance at beginning of the year	(160,457,374)	(500,646,551)
Adjustments	40,079,303	(39,465,016)
Adjusted beginning balance	(120,378,071)	(540,111,567)
Prior period adjustments	(840,142,092)	64,730,152
Net income	37,756,043	13,764,874
Subsidy Income	536,537,000	301,000,000
Subsidy Income From Non-Shareholders'	2,000	159,166
Balance at end of the year	(386,225,120)	(160,457,374)
TOTAL EQUITY	5,306,556,745	5,269,389,319


MARIETTA B. BERTILLO
Manager, Accounting Department


JOEL L. OTARRA
Postmaster General and CEO




PHILIPPINE POSTAL CORPORATION


STATEMENT OF EARNINGS BEFORE INTEREST, TAXES, DEPRECIATION AND BAD DEBTS


For the Year Ended December 31, 2017

(In Philippine Peso)

	2017
TOTAL REVENUE	3,536,668,138
LESS: TOTAL OPERATING EXPENSES	3,458,876,971
NET INCOME (EBIT) BEFORE GRANT	77,791,166
ADD: UPU GRANT	2,000
NET INCOME (EBIT) AFTER GRANT	77,793,166
ADD: DEPRECIATION AND ALLOWANCES	
INTEREST EXPENSE	19,966,403
DEPRECIATION	99,869,306.28
BAD DEBTS EXPENSE	1,934,250
(EBITDA BEFORE FRANKING PRIVILEGES)	199,563,125
REIMBURSEMENT OF FRANKED MAILS	536,537,000
EBITDA INCLUDING FRANKING PRIVILEGES	736,100,125


MARIETTA B. BERTILLO
Manager, Accounting Department


JOEL L. OTARRA
Postmaster General and CEO



PHILIPPINE POSTAL CORPORATION

TRIAL BALANCE
AS OF DECEMBER 31, 2017

ACCOUNT NAME	RCA CODE	SUB CODE	SL	BALANCES, Beginning		TRANSACTION FOR THE MONTH		BALANCES, Ending	
				DEBIT	CREDIT	DEBIT	CREDIT	DEBIT	CREDIT
UPU MEMBERSHIP DUES AND FEES	50299060	000		6,436,470.26	-	1,625,965.69	-	8,064,435.95	-
SUBSCRIPTION EXPENSES	50299070	000		45,231.15	-	67,444.49	-	112,675.64	-
OTHER MOOE - DONATIONS TO ORGANIZATIONS	50299090	000		5,800.00	-	-	-	5,800.00	-
OUTBOUND INTL. POSTAL PAYMENT CHARGES, IMO DELIVERY EXPENSE	50299150	000		14,662.69	-	604.20	-	15,266.89	-
GENDER AND DEVELOPMENT EXPENSES	50299990	901		149,061.90	-	279,924.27	-	422,976.17	-
BOD REIMBURSABLE EXPENSES	50299990	902		2,692,428.86	-	885,591.36	-	3,482,551.06	-
PERFORMANCE-BASED INCENTIVES	50299990	903		-	-	274,000.00	-	274,000.00	-
DISCRETIONARY EXPENSES	50299990	904		46,729.25	-	-	-	46,729.25	-
OTHER MOOE - MEETINGS/DIALOGUES	50299990	911		7,296,498.90	-	1,465,066.17	-	8,450,566.95	-
OTHER MOOE - PHILPOST ANNIVERSARY CELEBRATION	50299990	915		250,358.21	-	24,449.08	-	274,807.29	-
OTHER MOOE - PHILPOST CHRISTMAS CELEBRATION	50299990	916		33,000.00	-	258,035.86	-	290,947.98	-
OTHER MOOE - REAL PROPERTIES TITLING	50299990	918		6,687.15	-	73,338.31	-	80,026.46	-
OTHER MOOE - PROFESSIONAL LICENSE RENEWAL	50299990	919		7,844.93	-	-	-	7,844.93	-
OTHER MOOE - COMMON USAGE	50299990	920		91,023,658.13	-	36,729,535.25	-	127,753,193.38	-
OTHER MOOE - PRE QUALIFICATION ADVERTISING	50299990	921		17,848.62	-	-	-	17,848.62	-
OTHER MOOE - APPRAISAL	50299990	923		1,280,000.00	-	-	-	1,280,000.00	-
OTHER MOOE - OTHERS	50299990	924		115,325.74	-	36,031,102.53	-	27,114,216.98	-
OTHER MOOE - OTHERS	50299990	200		52,352.72	-	-	-	115,325.74	-
INTEREST EXPENSE	50299990	300		18,752,297.35	-	-	-	52,352.72	-
BANK CHARGES	50301040	000		2,993,655.06	-	286,742.27	-	19,966,402.64	-
FINES AND PENALTIES	50301990	000		4,340,184.50	-	92,259.47	-	215,276.42	-
COST OF GOODS SOLD	50402010	000		303,928.55	-	5,161,871.97	-	3,064,164.53	-
DEPRECIATION - LAND IMPROVEMENTS	50501020	000		18,904,399.34	-	29,158.80	-	333,087.35	-
DEPRECIATION - BUILDINGS	50501040	000	001	16,986,722.42	-	2,664,684.83	-	21,460,803.60	-
DEPRECIATION - EQUIPMENT	50501050	000	002	13,970,286.30	-	2,879,383.34	-	19,637,718.60	-
DEPRECIATION - IT EQUIPMENT	50501050	000	003	15,135,235.69	-	2,060,434.61	-	15,750,366.48	-
DEPRECIATION - MACHINERIES	50501050	000	004	20,333,641.74	-	5,623,773.22	-	16,830,058.92	-
DEPRECIATION - MOTOR VEHICLES	50501070	000		516,513.44	-	80,401.74	-	25,316,056.60	-
DEPRECIATION - FURNITURE AND FIXTURES	50501990	000		22,318.22	-	16,865.98	-	502,031.54	-
DEPRECIATION - TOOLS								39,184.20	-
BAD DEBT EXPENSE	50503020	100		282,307.15	-	1,831,175.35	-	1,934,249.93	-
LOSS OF ASSETS	50504090	000		1,150,619.15	-	104,162.78	-	1,254,781.93	-
LOSS ON VAT EXEMPTION	50504200	000		-	-	15,319.29	-	0.00	-
ACCOUNTS PAYABLE - TRADE	20101010	100	401	-	62,206,206.61	18,428,421.66	27,541,938.03	71,319,722.97	-
ACCRUED EXPENSES	20101010	100	404	-	443,255,883.42	168,358,266.38	315,188,945.16	590,086,562.19	-
DUPLICATE CENTRAL OFFICE	20301060	000	421	-	1,686,072,364.14	3,301,814,041.10	740,221,837.16	875,519,839.81	-
AREA CENTRAL	20301060	000	500	-	566,409,398.12	80,865,586.13	80,587,968.24	566,131,780.23	-
TRUST LIABILITIES - DMO	20401010	211		377,436,944.39	-	7,653,142,224.14	8,607,921,089.78	577,341,921.26	-
TRUST LIABILITIES - PREMIUMS/ BILLS PAYMENTS COLLECTIONS - PHILHEALTH	20401010	226		-	145,601,112.29	555,406,720.02	440,717,715.88	30,912,108.15	-
TRUST LIABILITIES - PREMIUMS/ BILLS PAYMENTS COLLECTIONS - PROVIDEND FUND	20401010	235		-	50,956,303.50	-	-	50,956,303.50	-
GRAND TOTALS				32,665,390,786.48	32,665,390,786.48	54,187,871,920.28	54,187,871,920.28	20,110,678,262.02	20,110,678,262.02

GELANO B. PEDRO
Chief Bookkeeping Division

MARIETTA B. BERTILLO
Manager, Accounting Department

PHILIPPINE POSTAL CORPORATION

TRIAL BALANCE
AS OF DECEMBER 31, 2017

ACCOUNT NAME	RCYA CODE	SUB CODE	SL	BALANCES, Beginning		TRANSACTION FOR THE MONTH		BALANCES, Ending	
				DEBIT	CREDIT	DEBIT	CREDIT	DEBIT	CREDIT
CASH - COLLECTING OFFICERS - CORPORATE	10101010	111	100	306,622,957.42	-	374,053,175.62	406,987,894.03	273,699,199.01	-
CASH - COLLECTING OFFICERS - TRUST - OUTPUT VAT	10101010	111	200	412,014.63	-	-	-	412,014.63	-
CASH - COLLECTING OFFICERS - TRUST - MANUAL MO	10101010	211	-	20,019,541.00	-	17,756,711.37	17,803,570.67	19,974,687.71	-
CASH - COLLECTING OFFICERS - TRUST - ePMO	10101010	212	-	560,108.10	-	40,854.02	19,600.00	581,362.12	-
CASH - COLLECTING OFFICERS - TRUST - CONSIGNMENT	10101010	222	-	17,575.09	-	-	-	17,575.09	-
CASH - COLLECTING OFFICERS - TRUST - MIMD	10101010	223	-	2,736,978.28	-	-	-	2,736,978.28	-
CASH - COLLECTING OFFICERS - TRUST - BAYAD CENTER	10101010	224	-	49,169,962.33	-	17,873,336.79	17,873,336.79	49,169,962.33	-
CASH - COLLECTING OFFICERS - TRUST - PHILHEALTH	10101010	225	-	48,251,940.52	-	228,267,054.79	248,219,558.99	28,295,436.42	-
BEITY CASH FUND	10101020	000	-	4,274,663.14	-	17,986.96	3,006,596.65	1,296,053.05	-
CASH IN BANK - TRUST - ePMO	10102020	212	-	11,331,344.63	-	6,554.81	-	11,337,899.44	-
CASH IN BANK - TRUST - MANUAL MOP/PHILHEALTH	10102020	211	-	557,174,513.28	-	1,000,635,069.52	947,844,385.38	609,965,197.42	-
CASH IN BANK - TRUST - INTERNATIONAL MONEY ORDER	10102020	213	-	76,579,377.50	-	17,172,261.43	43,192,671.95	50,558,966.98	-
CASH IN BANK - TRUST - CONSIGNMENT	10102020	222	-	14,488,632.31	-	976.80	-	14,489,609.11	-
CASH IN BANK - TRUST - BAYAD CENTER	10102020	224	-	32,651,048.08	-	19,225,892.02	18,721,316.34	33,155,623.76	-
CASH IN BANK - TRUST - MANUAL MOP/PHILHEALTH - LBP PAF PDIC	10102020	225	-	371,070.57	-	4,773,706.95	-	5,144,776.52	-
CASH IN BANK - TRUST - PHILHEALTH	10102020	226	-	55,990,638.19	-	162,285,432.40	175,692,713.13	42,553,357.46	-
CASH IN BANK - TRUST - JOINT VENTURE	10102020	227	-	58,657.87	-	29.17	800.00	57,887.04	-
CASH IN BANK - TRUST - INTERNET PAYMENT GATEWAY - DBP PAF	10102020	229	-	1,550.34	-	-	1,550.34	-	-
CASH IN BANK - TRUST - CCT	10102020	231	-	1,352,106.56	-	115.85	-	1,352,222.41	-
CASH IN BANK - TRUST - SCI	10102020	232	-	74,036.78	-	3,147,680.00	3,155,184.00	66,532.78	-
CASH IN BANK - TRUST - PRES. SOCIAL FUND	10102020	233	-	31,054.12	-	15.65	-	31,069.77	-
Cash In Bank - Trust - Social Pension For Indigent Senior Citizens (SPISC)	10102020	234	-	8,885,149.87	-	383,008.38	150,000.00	9,118,158.25	-
CASH IN BANK - TRUST - PHILHEALTH LBP	10102020	235	-	-	14,041,696.06	270,498,842.63	242,730,833.89	13,726,312.68	-
CASH IN BANK - TRUST - BOC	10102020	236	-	30,382.24	-	6.21	-	30,388.45	-
CASH IN BANK - TRUST - WE ACCESS	10102020	238	-	5,817.14	-	1,541,664.48	1,853,589.83	-	-
CASH IN BANK - TRUST - MANUAL MOP/PHILHEALTH - BDO PAF INSTL	10102020	237	-	-	498,248.77	1,029,895.42	18,104.26	513,542.39	-
CASH IN BANK - CORPORATE	10102030	110	-	1,404,551,127.52	-	1,644,297,952.73	2,147,523,121.00	901,325,959.25	-
SHORT-TERM INVESTMENTS	10105020	000	-	444,402,157.83	-	932,674,693.69	564,091,821.75	812,965,029.77	-
INVESTMENT IN STOCKS	10210010	000	-	476,302,146.99	-	187,180.00	1,726,002.00	474,763,324.99	-
ACCOUNTS RECEIVABLE - TRADE	10301010	100	-	634,751,922.67	-	139,644,858.61	182,632,319.67	591,764,482.61	-
ACCOUNTS RECEIVABLE - DESIGNATED OPERATORS - MAIL REMUNERATIONS	10301010	200	-	1,247,552,864.13	-	59,792,690.70	340,404,472.28	966,941,082.55	-
ACCOUNTS RECEIVABLE - DESIGNATED OPERATORS - POSTAL PAYMENT REMITTANCES	10301010	300	-	136,114,485.49	-	10,218,022.51	5,571,554.17	140,760,953.83	-
ALLOWANCE FOR BAD DEBTS - TRADE	10301011	100	-	-	181,877,986.20	796,336.94	1,806,650.16	-	182,888,299.42
ALLOWANCE FOR FOREIGN ADJUSTMENTS - DESIGNATED OPERATORS - POSTAL PAYMENT REMITTANCES	10301011	300	-	-	12,892,954.29	231.57	365,278.17	-	13,258,000.89

PHILIPPINE POSTAL CORPORATION

TRIAL BALANCE
AS OF DECEMBER 31, 2017

ACCOUNT NAME	RCA CODE	SUB CODE	SL	BALANCES, Beginning		TRANSACTION FOR THE MONTH		BALANCES, Ending	
				DEBIT	CREDIT	DEBIT	CREDIT	DEBIT	CREDIT
RENTAL RECEIVABLE	10302010	000		28,037,780.34	-	11,129,986.40	1,454,400.00	37,713,366.74	-
DUE FROM NGAS, GOCCS, SUCS AND LOGS	10303010	000		453,965,847.05	-	-	69,720.00	453,896,227.05	-
RECEIVABLES FROM JOINT VENTURE PARTNERS	10303060	200		36,664,984.45	-	-	36,664,984.45	-	-
DUE FROM CENTRAL OFFICE	10304060	000		2,352,606,190.05	-	-	-	2,352,606,190.05	-
DUE FROM AREA 01 - NORTHEASTERN LUZON (NELA)	10304070	100		732,071,951.84	-	402,131,473.25	990,156,434.33	143,992,990.76	-
DUE FROM AREA 02 - NORTHWESTERN LUZON (NWLAL)	10304070	200		1,822,460,604.89	-	1,495,256,699.89	2,746,695,105.79	186,222,400.03	-
DUE FROM AREA 03 - MEGA MANILA (MEGA)	10304070	300		3,825,091,137.89	-	6,871,385,823.66	13,805,942,962.51	3,109,465,101.26	-
DUE FROM AREA 04 - SOUTHERN LUZON (SLA)	10304070	400		1,510,103,660.39	-	1,599,356,826.48	2,631,208,577.50	478,251,909.56	-
DUE FROM AREA 05 - CENTRAL AND EASTERN VISAYAS (CEVA)	10304070	500		1,193,056,444.42	-	1,842,070,431.17	2,793,198,302.14	241,928,573.44	-
DUE FROM AREA 06 - WESTERN VISAYAS (WEVA)	10304070	600		916,851,277.18	-	557,716,317.78	1,095,381,736.97	379,185,857.99	-
DUE FROM AREA 07 - EASTERN MINDANAO (EMA)	10304070	700		1,177,517,202.82	-	1,284,623,508.57	2,163,285,530.25	298,855,181.14	-
DUE FROM AREA 08 - CENTRAL MINDANAO (CEMA)	10304070	800		737,084,535.52	-	766,991,107.47	1,410,570,612.59	113,505,130.40	-
DUE FROM AREA 09 - WESTERN MINDANAO (WEMA)	10304070	900		523,312,754.72	-	595,893,426.87	812,697,094.77	306,309,086.82	-
RECEIVABLES - DISALLOWANCES/CHARGES	10305010	000		58,429,843.79	-	84,153.84	111,454.91	58,398,542.72	-
DUE FROM DIRECTORS, OFFICERS AND EMPLOYEES	10305020	000		98,941,036.19	-	86,019,817.86	18,801,578.41	166,159,275.64	-
ACCOUNTS RECEIVABLE - NON-TRADE	10305090	100		6,388,696.49	-	1,451,624.33	18,801,578.41	166,159,275.64	-
RECEIVABLES - OTHERS	10305990	200		919,448.65	-	35,108.73	-	954,557.38	-
MERCHANDISE INVENTORY	10401010	000		79,759,848.97	-	10,593,487.07	10,291,705.86	79,061,630.19	-
SUPPLIES AND MATERIALS INVENTORY	10404010	000		136,057,738.82	-	20,528,013.91	113,422,262.92	43,157,489.81	-
ACCOUNTABLE FORS INVENTORY	10404020	000		44,808,725.17	-	4,713,366.16	14,247,749.12	35,274,341.21	-
GAS, OIL AND LUBRICANTS INVENTORY	10404080	000		17,694,887.45	-	3,234,445.61	18,859,984.92	2,070,348.14	-
SEMI-EXPENDABLE OFFICE EQUIPMENT	10405020	000		461,562.50	-	45,750.00	1,785.71	489,776.79	-
SEMI-EXPENDABLE OFFICE ICT EQUIPMENT	10405030	000		1,221,735.97	-	-	28,747.86	1,240,738.11	-
SEMI-EXPENDABLE OTHER MACHINERY AND EQUIPMENT	10405190	000		13,960.71	-	44,458.93	-	58,119.64	-
SEMI-EXPENDABLE FURNITURE AND FIXTURES	10406010	000		3,841.43	-	75,472.96	-	79,314.29	-
CONSTRUCTION MATERIALS INVENTORY	10404130	000		1,614,938.01	-	114,379.46	23,605.36	1,705,712.11	-
SPARE PARTS INVENTORY - METERED MACHINES	10404990	100		887,844.01	-	-	51,723.13	816,120.88	-
SPARE PARTS INVENTORY - OFFICE & IT EQUIPMENT	10404990	200		1,164,630.18	-	-	-	1,164,630.18	-
SPARE PARTS INVENTORY - MOTOR VEHICLES	10404990	300		16,028,801.28	-	7,918,193.17	7,925,176.75	16,019,819.70	-
LAND	10601010	000		2,324,676,162.00	-	304,555.00	-	2,324,980,717.00	-
LAND IMPROVEMENTS	10602990	000		19,645,671.79	-	245,000.00	490,000.00	19,400,671.79	-
ACCUMULATED DEPRECIATION - LAND IMPROVEMENTS	10602991	000		-	9,251,902.98	442,990.00	250,653.80	-	9,059,566.78
BUILDINGS	10604010	000		1,203,172,271.31	-	15,634,112.79	9,034,760.44	1,209,771,623.66	-
ACCUMULATED DEPRECIATION - BUILDINGS	10604011	000		-	695,276,147.11	2,528,646.33	10,403,829.29	-	703,151,330.07
MACHINERIES	10605010	000		112,988,215.41	-	-	-	112,988,215.41	-
ACCUMULATED DEPRECIATION - MACHINERIES	10605011	000		-	36,717,658.73	-	1,694,823.23	-	38,412,481.96
EQUIPMENT	10605020	000		411,862,091.06	-	14,351,549.06	25,959,495.96	400,254,144.16	-
ACCUMULATED DEPRECIATION - EQUIPMENT	10605021	000		-	472,833,587.88	15,922,453.10	6,369,840.95	-	463,280,975.73
IT EQUIPMENT AND SOFTWARE	10605030	000		373,210,715.01	-	279,795,123.04	414,054,811.71	238,951,026.34	-
ACCUMULATED DEPRECIATION - IT EQUIPMENT AND SOFTWARE	10605031	000		-	60,454,864.92	3,193,520.64	2,594,163.45	-	59,855,507.73
TOOLS	10605990	000		169,692.18	-	18,626.00	23,143.75	161,173.43	-
ACCUMULATED DEPRECIATION - TOOLS	10605991	000		-	43,474.44	18,647.57	16,865.98	-	41,692.85
MOTOR VEHICLES	10606010	000		344,306,305.97	-	1,631,959.75	3,286,975.03	342,651,290.69	-
ACCUMULATED DEPRECIATION - MOTOR VEHICLES	10606011	000		-	213,723,182.30	4,063,540.77	7,057,237.64	-	216,726,879.17
FURNITURE AND FIXTURES	10607010	000		751,100,894.14	-	420,574,055.51	460,775,740.98	710,899,208.67	-
ACCUMULATED DEPRECIATION - FURNITURE AND FIXTURES	10607011	000		-	23,370,443.88	7,019,241.71	80,401.74	-	16,431,603.61
LEASEHOLD IMPROVEMENTS - BUILDINGS	10609020	000		446,987.91	-	288,400.00	-	735,387.91	-

PHILIPPINE POSTAL CORPORATION

TRIAL BALANCE
AS OF DECEMBER 31, 2017

ACCOUNT NAME	RCA CODE	SUB CODE	SI	BALANCES, Beginning		TRANSACTION FOR THE MONTH		BALANCES, Ending	
				DEBIT	CREDIT	DEBIT	CREDIT	DEBIT	CREDIT
ACCUMULATED DEPRECIATION - LEASEHOLD IMPROVEMENTS - BUILDINGS	10609021	000		-	24,464.29	-	-	-	24,464.29
PHILATELIC MUSEUM ITEMS AND LIBRARY BOOKS	10610930	000		2,496,033.67	-	54,188.07	-	2,550,221.74	-
ACCUMULATED DEPRECIATION - PHILATELIC MUSEUM ITEMS AND LIBRARY BOOKS	10610931	000		-	1,243,687.70	-	-	-	1,243,687.70
DEFERRED INPUT TAX	11201010	000		9,482,137.80	-	25,070,339.31	-	27,216,523.65	-
DEFERRED CHARGES - MINIMUM CORPORATE INCOME TAX (MCIT)	11201010	100		-	-	-	7,335,953.46	-	-
DEFERRED CHARGES - EXCESS INCOME TAX	11201010	200		86,518,699.14	-	33,708,784.96	-	86,328,252.00	-
CASH - DISBURSING OFFICERS - CORPORATE	19901010	000		12,109,441.69	-	6,397,042.83	-	8,235,179.10	-
PAYROLL FUND	19901020	000		39,640,254.31	-	4,717,381.62	-	39,956,179.14	-
CASH - DISBURSING OFFICERS - TRUST - MANUAL MD	19901030	211		725,569.00	-	-	-	725,569.00	-
CASH - DISBURSING OFFICERS - TRUST - PDIC	19901030	225		300,000.00	-	-	-	300,000.00	-
CASH - DISBURSING OFFICERS - TRUST - SCT	19901030	231		4,002,543.49	-	12,305.01	-	4,014,848.50	-
CASH - DISBURSING OFFICERS - TRUST - SCIT	19901030	232		8,972,300.00	-	3,090,000.00	-	11,962,300.00	-
CASH - DISBURSING OFFICERS - TRUST - SPISC	19901030	234		152,571,449.00	-	153,000.00	-	152,511,449.00	-
ADVANCES TO OFFICERS AND EMPLOYEES	19901040	000		6,294,635.89	-	1,746,438.06	-	2,820,352.36	-
PREPAID RENT	19902020	000		35,880.00	-	-	-	35,880.00	-
PREPAID INSURANCE	19902020	000		1,456,323.58	-	156,593.65	-	739,712.33	-
INPUT TAX	19902060	000		20,242,340.45	-	14,732,633.78	-	28,440,206.21	-
CREDITABLE WITHHOLDING TAX	19902060	100		22,120,156.52	-	9,807,672.83	-	7,568,357.82	-
GUARANTY DEPOSITS	19902080	300		32,167,257.37	-	8,264,337.02	-	3,252,730.42	-
DEFERRED CHARGES	19903020	000		4,589,509.02	-	3,517.90	-	4,593,026.92	-
DEFERRED CHARGES - CO	19903080	000		21,546,591.46	-	34,803,957.36	-	46,658,180.15	-
OTHER ASSETS	19903080	231		11,341,397.62	-	-	-	511,800.00	-
ACCUMULATED DEPRECIATION - OTHER ASSETS	19903980	000		936,181,051.95	-	3,549,109.93	-	149,761,552.42	-
ACCOUNTS PAYABLE - DESIGNATED OPERATORS - AIR CONVEYANCE	20101010	100		-	0.00	20,312,055.02	-	54,449,981.14	-
ACCOUNTS PAYABLE - DESIGNATED OPERATORS - MAIL REMUNERATIONS	20101010	200		-	754,308,835.51	177,937,372.48	-	146,486,592.01	-
ACCOUNTS PAYABLE - DESIGNATED OPERATORS - POSTAL PAYMENT REMITTANCES	20101010	300		-	177,126.10	2,718.45	-	14,380.64	-
LONGEVITY BENEFITS PAYABLE	20101020	000		-	373,381,626.10	280,536,797.08	-	314,766,824.54	-
LOANS PAYABLE - DOMESTIC	20101100	000		-	342,500.00	27,500.00	-	390,000.00	-
LOANS PAYABLE - FOREIGN	20102040	000		-	6,365,647.23	-	-	6,365,647.23	-
DEFERRED CHARGES - TAX ON COMPENSATION	20201010	100		-	21,653,493.39	-	-	14,766,874.46	-
DEFERRED CHARGES - TAX ON COMPENSATION	20201010	200		708,216.15	-	8,338,531.94	-	12,476,909.45	-
DEFERRED CHARGES - TAX ON COMPENSATION	20201010	300		11,129,570.11	-	2,662,238.73	-	16,369,835.23	-
DEFERRED CHARGES - TAX ON COMPENSATION	20201010	400		636,850.38	-	146,151.45	-	56,426.53	-
DEFERRED CHARGES - TAX ON COMPENSATION	20201010	500		60,866.50	-	-	-	726,575.30	-
DEFERRED CHARGES - TAX ON COMPENSATION	20201020	000		-	45,255,935.01	42,043,787.28	-	32,742,648.78	-
DEFERRED CHARGES - TAX ON COMPENSATION	20201030	000		-	18,803,310.59	7,037,779.17	-	4,564,617.03	-
DEFERRED CHARGES - TAX ON COMPENSATION	20201040	000		-	5,111,705.73	2,821,227.98	-	2,050,517.50	-
DEFERRED CHARGES - TAX ON COMPENSATION	20201050	000		-	478,530,548.36	-	-	478,530,548.36	-
DEFERRED CHARGES - TAX ON COMPENSATION	20201120	000		0.00	-	22,449,887.81	-	22,449,887.81	-
DEFERRED CHARGES - TAX ON COMPENSATION	20201130	100		-	17,556,861.22	17,556,861.22	-	-	-
DEFERRED CHARGES - TAX ON COMPENSATION	20201130	200		-	2,889,695.59	20,446,556.81	-	0.00	-
DEFERRED CHARGES - TAX ON COMPENSATION	20202990	000		-	35,579,405.79	37,663,623.55	-	-	-
DEFERRED CHARGES - TAX ON COMPENSATION	20301070	100		-	846,684,744.55	19,729,378.72	-	421,706.54	-
DEFERRED CHARGES - TAX ON COMPENSATION	20301070	200		-	1,837,114,637.49	1,841,252,888.90	-	4,138,251.42	-
DEFERRED CHARGES - TAX ON COMPENSATION	20301070	300		-	6,633,931,226.31	6,641,942,831.51	-	4,011,605.20	-
DEFERRED CHARGES - TAX ON COMPENSATION	20301070	400		-	1,201,572,869.90	1,203,070,533.22	-	1,497,863.32	-
DEFERRED CHARGES - TAX ON COMPENSATION	20301070	500		-	1,079,704,099.28	1,080,139,696.94	-	0.00	-
DEFERRED CHARGES - TAX ON COMPENSATION	20301070	600		-	681,978,907.71	682,599,463.17	-	435,599.66	-
DEFERRED CHARGES - TAX ON COMPENSATION	20301070	000		-	-	-	-	620,555.46	-
DEFERRED CHARGES - TAX ON COMPENSATION	20301070	000		-	-	-	-	0.00	-

PHILIPPINE POSTAL CORPORATION

TRIAL BALANCE
AS OF DECEMBER 31, 2017

ACCOUNT NAME	RCA CODE	SUB CODE	SL	BALANCES, Beginning		TRANSACTION FOR THE MONTH		BALANCES, Ending	
				DEBIT	CREDIT	DEBIT	CREDIT	DEBIT	CREDIT
DUE TO AREA 07 - EASTERN MINDANAO (EMA)	20301070	700		-	-	-	-	-	-
DUE TO AREA 08 - CENTRAL MINDANAO (CEMA)	20301070	800		-	-	-	-	-	-
DUE TO AREA 09 - WESTERN MINDANAO (WEMA)	20301070	900		-	-	-	-	-	-
DUE TO AREA OFFICES - SUSPENSE	20301070	000		53,611.02	-	-	-	53,611.02	0.00
TRUST LIABILITIES - INBOUND IMO	20401010	213		9,225	11,119	9,555,634.56	9,363,480.64	0.00	9,033,657.27
TRUST LIABILITIES - OUTBOUND IMO	20401010	214		1,274,476.44	-	14,047.35	-	1,285,751.34	-
TRUST LIABILITIES - PREMIUMS/ BILLS PAYMENTS COLLECTIONS - CONSIGNMENT	20401010	222		-	2,820,566.17	-	-	2,820,566.17	-
TRUST LIABILITIES - PREMIUMS/ BILLS PAYMENTS COLLECTIONS - MWD	20401010	223		-	2,736,978.28	-	-	2,736,978.28	-
TRUST LIABILITIES - PREMIUMS/ BILLS PAYMENTS COLLECTIONS - BAYAD CENTER	20401010	224		-	15,713,866.38	36,006,217.73	36,508,117.95	-	16,215,666.80
TRUST LIABILITIES - PREMIUMS/ BILLS PAYMENTS COLLECTIONS - POIC	20401010	225		2,028.45	-	-	-	2,028.45	-
TRUST LIABILITIES - JOINT VENTURE	20401010	227		-	16,475,507.95	16,475,507.95	-	0.00	-
TRUST LIABILITIES - PREMIUMS/ BILLS PAYMENTS COLLECTIONS - DHL	20401010	228		-	651,886.15	-	-	-	651,886.15
TRUST LIABILITIES - CONDITIONAL CASH TRANSFERS PROGRAM	20401010	231		-	4,498,926.76	-	115.85	-	4,498,926.61
TRUST LIABILITIES - SCI	20401010	232		-	8,937,294.00	65,184.00	3,147,680.00	-	12,019,798.00
TRUST LIABILITIES - SRSC	20401010	234		-	162,375,000.00	-	-	-	162,375,000.00
TRUST LIABILITIES - INBOUND EP/MO	20401010	236		-	762,879.16	-	-	-	762,879.16
TRUST LIABILITIES - DOMESTIC EP/MO	20401010	237		-	1,176,228.88	28,112.16	24,081.16	-	1,172,197.88
TRUST LIABILITIES - INBOUND INTL POSTAL MONEY ORDER	20401010	238		-	20,695,828.90	-	-	-	20,695,828.90
GUARANTY DEPOSITS PAYABLE	20401040	000		-	2,797,299.11	162,608.50	220,996.45	-	2,855,687.06
PERFORMANCE/ BIDDERS/ BAIL BONDS PAYABLE	20401050	000		-	11,233,553.71	57,282,409.67	65,570,944.23	-	11,285,553.71
OUTPUT TAX	20501030	000		-	44,347,288.29	173,048,814.27	279,942,246.15	-	609,371,128.11
OTHER DEFERRED CREDITS - SUSPENSE	20501990	100		-	173,048,814.27	386,527,956.73	12,305.01	-	11,737,496.25
OTHER DEFERRED CREDITS - REMUNERATIONS	20501990	200		-	715,956,638.69	511,800.00	25,782,375.00	-	18,700.00
OTHER DEFERRED CREDITS - CCT	20501990	231		-	12,236,917.24	689,216.00	1,179,312.60	-	3,228,887.55
TRUST LIABILITIES - BAC HONORARIA	20501990	300		-	945,000.00	26,708,775.00	283,459.00	-	16,221,200.19
DEPOSITS ON DOMESTIC MAIL SERVICES	20502990	100		-	2,724,500.95	5,357.14	12,423,400.00	-	40,928,315.46
DEPOSITS ON PRIVATE METERED MACHINES	20502990	200		-	15,943,098.33	7,858,401.32	41,137,832.56	-	228,058,043.98
DEPOSITS ON DIRECT MAIL SERVICES	20502990	300		-	36,363,466.78	-	-	-	79,023,205.22
DEFERRED GRANT INCOME	20502990	600		-	707,013.67	-	-	-	96,695,905.13
TERMINAL LEAVE BENEFITS PAYABLE	20601020	000		-	191,920,487.33	5,000,225.91	22,643,358.85	-	315,419,427.36
OTHER PAYABLES - RETIREMENT INCENTIVES	20601030	000		-	79,023,205.22	43,244,936.17	60,000,000.00	-	60,000,000.00
DEFERRED OUTPUT TAX	20801010	000		-	117,497,482.46	-	-	-	112,006,937.32
DIVIDENDS PAYABLE	289990990	000		-	315,419,427.36	-	-	-	3,696,213,168.86
OTHER LONG-TERM LIABILITIES - PFSB	289990990	100		-	60,000,000.00	-	-	-	421,161,575.35
OTHER LONG-TERM LIABILITIES - PFO	289990990	200		-	58,684	-	-	-	200,000.00
OTHER LONG-TERM LIABILITIES - GSSIS	289990990	300		-	121,692,728.13	9,685,840.81	-	-	1,575,207,120.00
PAID-UP CAPITAL	30701020	000	001	-	3,696,213,168.86	-	-	-	407,864.10
APPRAISAL CAPITAL	30701020	000	003	-	421,161,575.38	-	-	-	810,699.36
DOMATED CAPITAL	30701020	000	005	-	200,000.00	-	-	-	1,958,229.15
REVALUATION SURPLUS	30701010	000		-	1,575,207,120.00	-	-	-	-
RETAINED EARNINGS	30701010	000		571,915,844.43	-	2,815,621,588.78	3,267,359,359.30	120,378,070.91	-
PRIOR YEARS' ADJUSTMENTS	30701010	900		716,745,384.44	-	884,870,630.62	761,473,928.36	840,142,091.70	-
MISCELLANEOUS INCOME - PENALTIES	40201040	000		-	422,074.32	19,188.79	4,976.57	-	-
MISCELLANEOUS INCOME - CERTIFICATION/ AUTHENTICATION/ REVALIDATION FEES	40201040	000		-	1,833,008.90	9,821.23	130,041.48	-	-
FRANCHISING AND ACCREDITATION FEES	40201050	000		-	150,476.26	4,920.00	12,790.93	-	-
MISCELLANEOUS INCOME - PENALTIES	40201140	000		-	797,904.43	-	-	-	-
DOMESTIC EMS - DOCUMENTS	40201150	211		-	17,276,781.39	244,885.11	1,421,010.89	-	18,452,907.18

PHILIPPINE POSTAL CORPORATION

TRIAL BALANCE
AS OF DECEMBER 31, 2017

ACCOUNT NAME	RCA CODE	SUB CODE	SL	BALANCES, Beginning		TRANSACTION FOR THE MONTH		BALANCES, Ending	
				DEBIT	CREDIT	DEBIT	CREDIT	DEBIT	CREDIT
DOMESTIC EMS - MERCHANDISE	40201150	212		-	25,541,022.04	14,360.34	1,945,405.95	-	27,472,067.55
MISCELLANEOUS INCOME - LETTER SHOPPING	40201150	213		-	834.82	-	-	-	834.82
DOMESTIC EXPRESS POUCH	40201150	221		-	3,118,837.48	-	218,089.27	-	3,336,926.75
DOMESTIC REGISTERED MAILS	40201150	222		-	320,683,198.26	947,557.09	24,074,284.80	-	343,809,925.97
DOMESTIC REGISTERED MAILS WITH RETURN CARD	40201150	223		-	96,721,288.27	56,117.81	14,605,200.40	-	111,270,970.88
DOMESTIC SUBSCRIPTIONS WITH MAIL INDICIA	40201150	224		-	1,183,887.18	-	358.04	-	1,184,245.22
DOMESTIC ORDINARY MAILS	40201150	231		-	598,429,958.49	4,475,094.95	76,322,279.99	-	671,327,263.94
DOMESTIC ORDINARY MAILS WITH PROOF OF DELIVERY	40201150	232		-	90,052,885.19	-	480,502.63	-	90,533,387.82
DOMESTIC PRIORITY MAILS	40201150	233		-	8,260,376.72	39,455.35	491,175.61	-	8,712,099.99
DOMESTIC BOOKS	40201150	234		-	138,099.11	789.29	187.50	-	137,497.92
DOMESTIC PRINTED MATTERS AND MAGAZINES	40201150	235		-	4,664,562.03	225,883.73	28,404.47	-	4,467,082.77
BUSINESS REPLY ENVELOPE (BRE)	40201150	236		-	1,147,891.40	84.00	72,942.85	-	1,220,750.25
UNADDRESSED MAILS	40201150	237		-	1,623.29	36.00	-	-	1,589.29
FAK MAILS	40201150	238		-	178.57	-	-	-	178.57
MISCELLANEOUS INCOME - 2ND CLASS MAILS	40201150	239		-	228,414.22	-	2,247.33	-	228,661.54
DOMESTIC AIR PARCEL	40201150	241		-	3,853,349.85	-	669,034.82	-	4,522,384.67
DOMESTIC COD PARCEL	40201150	242		-	450,066.07	-	-	-	481,882.14
INTL EMS - DOCUMENTS	40201150	311		-	91,534,138.16	11,701.64	31,616.07	-	99,035,092.38
INTL EMS - MERCHANDISE	40201150	312		-	614,583,429.63	134,142.39	7,492,657.86	-	670,465,000.38
INTL REGISTERED LETTERS WITH ADVICE OF RECEIPT	40201150	321		-	43,546,527.21	155,363.82	56,036,213.64	-	47,038,606.11
INTL REGISTERED PRINTED MATTERS	40201150	322		-	8,208,372.54	-	3,647,442.71	-	8,839,492.08
INTL REGISTERED PRINTED MATTER WITH ADVICE OF RECEIPT	40201150	323		-	541,434.48	-	631,119.54	-	656,574.74
INTL REGISTERED PRINTED MATTER WITH ADVICE OF RECEIPT	40201150	324		-	131,233.92	-	114,940.26	-	131,233.92
INTL POSTCARDS	40201150	331		-	1,557,506.39	32,391.10	200,932.64	-	1,726,067.93
INTL LETTERS	40201150	332		-	54,816,834.93	630,300.04	8,587,449.24	-	62,753,984.13
INTL LETTERS - SPECIAL DELIVERY	40201150	333		-	2,908,356.35	26,161.62	432,467.83	-	3,314,662.56
INTL BOOKS	40201150	334		-	108,206.26	-	5,499.10	-	113,705.36
INTL PRINTED MATTER	40201150	335		-	1,807,950.59	93,032.14	100,250.00	-	1,815,168.45
INTL BUSINESS REPLY SERVICE (IBRS)	40201150	336		-	340,155.36	-	3,000.00	-	343,155.36
MISCELLANEOUS INCOME - MAIL BAG	40201150	337		-	518,419.37	-	31,203.42	-	549,622.79
MISCELLANEOUS INCOME - PHLP POST BOX	40202160	400		-	303,659.80	-	120,335.71	-	423,995.51
INTL ORDINARY PARCEL	40201150	341		-	53,195,304.43	-	3,524,173.58	-	56,719,478.00
INTL REGISTERED SMALL PACKET	40201150	342		-	13,553,724.74	8,820.57	1,282,667.67	-	14,822,571.84
INTL REGISTERED SMALL PACKET WITH ADVICE OF RECEIPT	40201150	343		-	1,537,573.22	-	78,920.54	-	1,616,493.76
INTL ORDINARY PARCEL WITH ADVICE OF RECEIPT	40201150	344		-	9,337,437.49	-	565,814.29	-	9,903,251.78
PRESENTATION TO CUSTOMS FEE	40201150	345		-	104,378,815.76	4,130.29	8,842,462.36	-	113,217,447.83
PACKAGING SERVICES	40201150	346		-	721,383.74	37,813.72	86,475.21	-	770,042.33
EMS DELIVERY INCOME	40201150	410		-	140,765,590.62	-	13,411,225.20	-	154,176,805.82
TERMINAL LND RATE INCOME	40201150	420		-	130,215,611.74	-	24,942,195.54	-	155,157,807.28
INWARD LND RATE INCOME	40201150	451		-	41,991,865.68	-	10,475,083.74	-	52,466,949.42
DIRECT ACCESS/ENTRY INCOME	40201150	480		-	20,474,157.17	-	15,793,628.40	-	36,267,785.57
CUMBERSOME CARGOES	40201150	850		-	48,845,218.61	172,992.46	15,663,926.80	-	64,336,152.94
DISCOUNTS ON MAILING SERVICES	40201151	000		20,443,951.86	-	1,079,607.66	-	21,523,559.52	-
DOMESTIC POSTAL MONEY ORDER SERVICE FEES	40201160	211	001	-	8,500,909.07	2,467.79	624,168.69	-	9,122,609.98
DOMESTIC E-POSTAL MONEY ORDER SERVICE FEES	40201160	212	001	-	259,660.53	20,258.77	4,747.31	-	244,149.08
INBOUND INTL E-POSTAL MONEY ORDER SERVICE FEES	40201160	213	002	-	-	-	983.04	-	983.04
INBOUND INTL POSTAL MONEY ORDER SERVICE FEES	40201160	215		-	486,354.47	-	46,902.26	-	543,256.73
OUTBOUND INTL E-POSTAL MONEY ORDER SERVICE FEES	40201160	224		-	4,633.03	972,782.61	118.75	-	4,751.78
COMMISSION ON COLLECTIONS - BAYAD CENTER	40201160	225		-	1,035,031.79	-	986,286.65	-	1,048,535.62
DELIVERY SERVICE FEES - PDIC	40201160	226		-	3,994,187.50	-	7,512,096.97	-	3,994,187.50
COMMISSION ON COLLECTIONS - PHILHEALTH	40201160	231		-	21,954,909.76	-	-	-	29,467,006.73
DELIVERY SERVICE FEES - COT	40201160	233		-	292,987.30	335,934.65	-	-	292,987.30
DELIVERY SERVICE FEES - FMO	40201160	234		-	2,069,832.65	-	123,280.00	-	1,857,178.00
DELIVERY SERVICE FEES - SENIOR CITIZEN	40201160	234		-	120,200.00	-	9,459,107.14	-	9,579,307.14

PHILIPPINE POSTAL CORPORATION

TRIAL BALANCE
AS OF DECEMBER 31, 2017

ACCOUNT NAME	RCA CODE	SUB CODE	SL	BALANCES, Beginning		TRANSACTION FOR THE MONTH		BALANCES, Ending	
				DEBIT	CREDIT	DEBIT	CREDIT	DEBIT	CREDIT
DELIVER SERVICE FEES - ICRC	40201160	236			6,900.00				6,900.00
COLLECTOR ON-DELIVERY COMMISSION	40201170	110			360.72				360.72
COMMISSION ON CONSIGNMENT SALES	40201170	222			17,664.21				17,916.07
MISCELLANEOUS INCOME - TICKETING OFFICE COMMISSION	40201170	913			27,814.74				1,441.96
MISCELLANEOUS INCOME - ANNUAL FEE/CHARGE ACCOUNT	40201170	916			206,150.48				18,965.18
MISCELLANEOUS INCOME - CANCELLED PID FEES	40201220	000			2,769.64				8,992.86
MISCELLANEOUS INCOME - MCV/D SERVICE COMMISSION FEES	40201160	223	002		149,940.19				11,762.50
MISCELLANEOUS INCOME - PHOTO ID SERVICE FEES	40201990	918			1,392.87				172,714.95
MISCELLANEOUS INCOME - POSTAL ID DELIVERY FEE	40201990	919			11,003,169.40				1,392.87
LOCK BOX RENTAL	40202050	100			6,201,414.41				11,635,681.54
RENT INCOME	40202050	200			23,515,708.02	120.00			7,267,531.03
MISCELLANEOUS INCOME - PARKING FEES	40202120	000			917,256.44				33,837,744.95
PHILIPPINE PRODUCTS SALES	40202160	100			29,198,454.38				1,030,133.23
POSTAGE FEES	40202160	300			1,498,331.15				35,680,243.79
BULK SALES INCOME	40202150	970			330,340,985.40				3,086,908.54
DIVIDEND INCOME	40202200	000			22,576,230.37				351,709,001.51
INTEREST INCOME	40202210	000			30.36				23,826,209.96
INCOME FROM JOINT VENTURE	40202220	000			6,042,863.35				30.36
HANDLING AND STORAGE FEE	40202280	000			139,948,941.43				6,625,758.58
MISCELLANEOUS INCOME - VALUATION FEES	40202990	000			3,582,425.11				161,578,693.67
SUBSIDY INCOME FROM NATIONAL GOVERNMENT	40301010	000			166,584.36				5,065,039.17
SUBSIDY INCOME FROM NON-SHAREHOLDERS	40402020	000			534,823,227.78				166,732.10
GAIN/LOSS ON FOREIGN EXCHANGE (FOREX)	40501010	000			2,000.00				536,537,000.00
GAIN/LOSS ON SALE OR DISPOSAL OF ASSETS	40501040	000			2,338,997.84				2,000.00
MISCELLANEOUS INCOME - LAMINATION FEES	40503990	920			48,330.88				479,466.24
MISCELLANEOUS INCOME - SERVICE FEES	40503990	921			53.57				43,887.88
MISCELLANEOUS INCOME - PHOTO COPY SERVICE FEES	40503990	922			6,653,986.02				6,057,327.46
MISCELLANEOUS INCOME - RETURN CARDS	40503990	923			189,944.07				196,995.61
MISCELLANEOUS INCOME - DOCUMENTARY STAMPS	40503990	924			41,720.00				2,182.14
MISCELLANEOUS INCOME - SALE OF WASTE MATERIALS	40503990	925			287,605.55				41,720.00
MISCELLANEOUS INCOME - PENSION VERIFICATION	40201160	237			670,356.00				274,756.79
MISCELLANEOUS INCOME - OTHERS	40503990	927			4,250,513.84				1,146,384.00
SALARIES AND WAGES - REGULAR	50101010	000			946,713,319.35				5,236,125.94
SALARIES AND WAGES - CONTRACTUAL	50101020	000			112,119,711.04				
PERSONNEL ECONOMIC RELIEF ALLOWANCE (PERA)	50102010	000			6,376,812.96				
PERSONNEL ECONOMIC RELIEF ALLOWANCE (PERA)	50102020	000			6,351,750.00				
TRANSFERRENTIAL ALLOWANCE (TA)	50102030	000			30,305,000.00				
CLOTHING UNIFORM ALLOWANCE	50102040	000			3,705,000.00				
PRODUCTION ENHANCEMENT INCENTIVE (PEI)	50102080	000			610,800.53				
PER DIEM	50102090	000			2,600.00				
HONORARIA	50102100	000			482,500.00				
HONORARIA	50102110	000			1,251,896.76				
HONORARIA	50102120	000			6,359,644.55				
LONG TERM DEFERENTIAL PAY	50102130	100			154,620,122.78				
OVER TIME PAY	50102130	200			30,329,500.00				
YEAR END BONUS	50102140	000			41,250.00				
CASH GRANT	50102990	100			10,108,055.73				
SPECIAL COUNSEL ALLOWANCE	50102990	200			57,191.20				
LETTER CARRIERS ALLOWANCE	50102990	300			113,502,972.32				
PERFORMANCE-BASED BONUS	50103010	000			5,694,049.41				
LIFE AND RETIREMENT INSURANCE CONTRIBUTIONS	50103020	000			11,218,851.46				
PAG-IBIG CONTRIBUTIONS	50103030	000							
PHILIPPINE CONTRIBUTIONS	50103030	000							

PHILIPPINE POSTAL CORPORATION

TRIAL BALANCE
AS OF DECEMBER 31, 2017

ACCOUNT NAME	RCA CODE	SUB CODE	SL	* BALANCES		TRANSACTION FOR THE MONTH		BALANCES, Ending	
				DEBIT	CREDIT	DEBIT	CREDIT	DEBIT	CREDIT
EMPLOYEES COMPENSATION (EG) CONTRIBUTIONS	50103040	000		5,618,827.25	-	519,050.00	4,200.00	6,133,677.25	-
TERMINAL LEAVE BENEFITS	50104020	000		26,553,541.56	-	74,874,912.91	15,515.93	101,412,938.54	-
TRAVELLING EXPENSES - LOCAL	50201010	000		42,362,538.26	-	12,004,472.58	1,226,126.23	53,180,884.61	-
TRAVELLING EXPENSES - FOREIGN	50201020	000		4,763,394.08	-	1,685,502.09	-	6,448,896.17	-
TRAINING EXPENSES	50202010	000		6,149,398.52	-	2,044,282.70	16,530.00	8,177,151.22	-
SCHOLARSHIP EXPENSES	50202020	000		82,475.00	-	14,400.00	-	96,875.00	-
SUPPLIES AND MATERIALS EXPENSES	50203010	000		72,744,532.14	-	16,047,980.54	1,347,635.82	89,244,078.55	-
ACCOUNTABLE FORMS EXPENSES	50203020	000		118,662,344.90	-	80,357,364.97	24,538,061.93	174,481,667.93	-
SEMI-EXPENDABLE MACHINERY AND EQUIPMENT EXPENSES	50203210	000		542,456.50	-	825,795.41	28,747.86	1,339,504.05	-
SEMI-EXPENDABLE FURNITURE AND FIXTURES EXPENSES	50203220	000		683,339.95	-	321,964.69	-	1,005,304.64	-
GASOLINE, OIL AND LUBRICANTS EXPENSES	50203090	000		39,559,333.80	-	7,148,499.00	29,979.58	46,677,843.22	-
WATER EXPENSES	50204010	000		8,235,322.06	-	1,980,663.62	268,339.86	9,947,645.82	-
ELECTRICITY EXPENSES	50204020	000		32,225,365.80	-	8,061,411.32	268,243.75	40,018,533.97	-
TELEPHONE EXPENSES - LANDLINE	50205020	100		5,050,291.04	-	1,880,918.41	135,028.28	6,796,181.17	-
TELEPHONE EXPENSES - MOBILE	50205020	200		580,557.59	-	155,766.55	10,966.20	725,377.94	-
INTERNET EXPENSES	50205030	000		8,345,589.34	-	3,303,789.90	240,172.27	11,409,206.97	-
AWARDS AND INDEMNITIES	50206030	000		183,902.59	-	24,492.30	812.00	207,582.89	-
EXTRAORDINARY EXPENSES	50210030	100		628,755.14	-	104,684.23	4,240.36	729,199.01	-
MISCELLANEOUS EXPENSES	50210030	200		828,930.73	-	111,350.31	6,000.00	934,281.04	-
LEGAL EXPENSES	50211010	000		16,048.00	-	9,450.00	-	25,498.00	-
AUDITING SERVICES	50211020	000		34,972,706.86	-	320,668.66	1,216.01	35,292,159.51	-
CONSULTANCY SERVICES	50211030	000		514,509.78	-	167,482.74	-	681,972.52	-
LABORATORY SERVICES	50212020	000		10,207,108.85	-	1,678,379.99	-	12,085,488.84	-
SECURITY SERVICES	50212030	000		36,642,125.46	-	6,796,165.67	844,871.50	42,593,419.63	-
GENERAL SERVICES	50212990	000		48,224,927.52	-	8,291,457.86	13,228.25	56,503,157.13	-
REPAIRS AND MAINTENANCE - BUILDINGS	50213040	000		3,571,737.83	-	4,286,477.28	257,419.14	7,518,795.97	-
REPAIRS AND MAINTENANCE - EQUIPMENT	50213050	000		760,699.59	-	628,791.37	3,610.00	1,385,880.96	-
REPAIRS AND MAINTENANCE - MOTOR VEHICLES	50213060	000		4,710,260.06	-	1,698,922.48	19,758.05	6,389,424.49	-
REPAIRS AND MAINTENANCE - FURNITURE AND FIXTURES	50213070	000		3,855.36	-	242,844.79	-	246,700.15	-
REPAIRS AND MAINTENANCE - LEASEHOLD IMPROVEMENTS - BUILDINGS	50213090	000		12,820.00	-	-	-	12,820.00	-
REPAIRS AND MAINTENANCE - IT EQUIPMENT AND SOFTWARE	50213960	000		1,681,969.01	-	6,536,029.95	880.00	8,217,118.96	-
TAXES, DUTIES AND LICENSES	50215010	000		1,568,780.58	-	1,707,636.34	165,069.06	3,111,347.86	-
FIDELITY BOND PREMIUMS	50215020	000		1,544,076.47	-	342,172.44	-	1,886,248.91	-
INSURANCE EXPENSES	50215030	009		5,403,396.69	-	3,299,699.87	1,125.48	8,701,971.08	-
PROVISION FOR INCOME TAX	50215040	000		71,523,119.38	-	32,242,964.92	31,487,996.04	40,035,123.34	-
MAINPOWER SERVICES	50216010	000		186,965,194.50	-	3,460,387.19	3,485,875.21	215,702,284.21	-
ADVERTISING AND MARKETING EXPENSES	50299010	000		1,974,401.51	-	-	14,731.20	5,420,057.50	-
DOMESTIC CONVEYANCE EXPENSES	50299040	210		61,364,043.34	-	48,412,702.89	23,111,924.52	86,664,821.71	-
EMS DELIVERY EXPENSES	50299040	410		84,915,331.82	-	106,761,219.44	78,150,627.70	113,525,923.56	-
TERMINAL DUES EXPENSES - RECORDED ITEMS	50299040	420		20,037,013.85	-	9,123,538.89	1,048,786.24	28,111,766.50	-
SEA RATE EXPENSES	50299040	452		4,891,112.85	-	30,598,964.10	25,436,268.76	10,053,808.19	-
INTL CONVEYANCE EXPENSES - AIR	50299040	454		114,576,456.14	-	102,905,258.34	49,878,462.93	167,703,253.55	-
INTL CONVEYANCE EXPENSES - SURFACE	50299040	455		5,662,242.52	-	1,679,776.03	114,424.07	7,227,594.48	-
RENT EXPENSES	50299050	000		30,865,079.15	-	10,702,990.08	570,210.11	40,997,859.12	-
LEASING COSTS	50299050	000	001	-	-	-	-	-	-